


2025



# FLOWER CARE BOOK

by Flower Lover Club  
[English version]

WARSAW


[FLOWERLOVERCLUB.COM](http://FLOWERLOVERCLUB.COM)



# Hello and welcome!

I've crafted this comprehensive guide to help you care for your flowers with ease, ensuring they stay vibrant and beautiful for as long as possible. My goal was to make the process straightforward and accessible, and I hope you find it just that!





Click to navigate

General Tips

Rosa

Dianthus

Tulipa

Hydrangea

Lisianthus

Paeonia

Ranunculus

Matthiola

Tanacetum

Alstromeria

Greenery



2025

# ↓ Click to navigate

GENERAL  
TIPS





# General tips

## CHANGE WATER EVERY 1-2 DAYS

this helps prevent bacterial growth, ensuring your flowers stay fresh and hydrated longer.

## USE FLORISTS SCISSORS IF POSSIBLE

this they create clean, precise cuts on the stems, reducing damage and allowing better water absorption, which helps flowers stay fresh longer.

## REMOVE LEAVES BELOW WATERLINE

submerged leaves can decay, promoting bacterial growth in the water, which can block the stems' ability to absorb water and shorten the flowers' lifespan.

## KEEP ARRANGEMENTS IN A COOL AREA

and away from direct sunlight, heat, and drafts.

## MOST FLOWERS PREFER INDIRECT SUNLIGHT

direct sun can cause wilting.

## ALWAYS MAKE DIAGONAL CUT

unless stated otherwise cuts to increase water uptake

## WATER SHOULD BE ROOM TEMPERATURE

it helps flowers absorb water more efficiently without shocking the stems



# Rosa

**CUT**


**SEASON**

**DELICATE**

**WATER**

**PRO TIP**


**45°**



ALL YEAR



STURDY BUT  
SENSITIVE TO BACTERIA



COVER 60%  
OF STEMS

Change water every 2 days. Recut stems regularly. remove leaves below the waterline. Use a flower food mix, or add a small amount of sugar and vinegar to the water to feed and protect against bacteria.






# Dianthus

**CUT**

**90°**

STRAIGHT CUT JUST  
ABOVE A NODE

**SEASON**



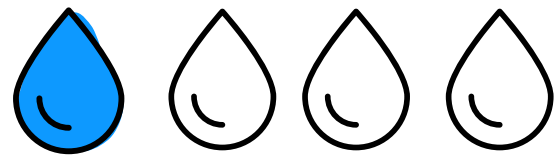
ALL YEAR

**DELICATE**



DURABLE AND  
LONG-LASTING

**WATER**



COVER 7-10 CM  
OF STEMS

**PRO TIP**

Avoid placing them near fruit, as the ethylene gas will speed up wilting. Recut stems every 2 days, and change the water regularly.






# Tulipa

**CUT**

**90°**

STRAIGHT CUT  
ACROSS THE BASE

**SEASON**



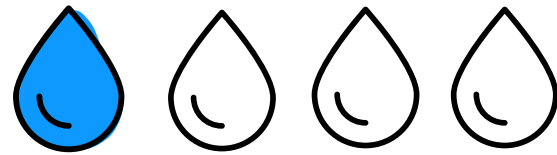
LATE WINTER AND SPRING

**DELICATE**



PRONE TO WILTING  
AND BENDING


**WATER**



COVER 7-10 CM  
OF STEMS

**PRO TIP**

Remove leaves below the waterline. Tulips continue to grow after cutting, so give them space. Keep them in a cool environment, and add a few ice cubes to the water to slow down blooming.






# Hydrangea

**CUT**

**45°**

FOR BEST RESULTS, DIP STEMS IN BOILING WATER FOR 30 SECONDS OR CRUSH THE ENDS.

**SEASON**




LATE SPRING TO EARLY FALL

**DELICATE**



VERY SENSITIVE TO DEHYDRATION

**WATER**



COVER WHOLE STEM

**PRO TIP**

Hydrangeas drink from their petals too, so mist them regularly. Keep the water levels high and change the water daily.




# Eustoma

**CUT**

**45°**

**SEASON**




LATE SPRING TO FALL

**DELICATE**



RESILIENT BUT REQUIRE  
PROPER CARE


**WATER**



COVER WHOLE STEM

**PRO TIP**

Remove leaves below the waterline. Change water every 2 days and remove any faded flowers to encourage longer bloom life. Keep away from direct sunlight and heat.






# Paeonia

**CUT**

**45°**

**SEASON**




LATE SPRING TO EARLY SUMMER

**DELICATE**



DELICATE PETALS,  
BUT STURDY STEMS

**WATER**



COVER 15-20 CM  
OF STEMS

**PRO TIP**

Change water daily and keep them in a cool area to slow down the blooming process. Peonies tend to open quickly, so placing them in a cool spot will help them last longer.






# Ranunculus

**CUT**

**45°**

**SEASON**




TYPICALLY APRIL TO EARLY JUNE

**DELICATE**



THIN PETALS

**WATER**



COVER 10-15 CM  
OF STEMS

**PRO TIP**

Change water daily, and recut stems every 2 days. Keep them in a cool spot to slow down blooming and avoid drafts.






# Matthiola

**CUT**

**45°**

**SEASON**




LATE WINTER TO SPRING

**DELICATE**



RELATIVELY HARDY BUT  
REQUIRES PROPER CARE

**WATER**



COVER 10-15 CM  
OF STEMS

**PRO TIP**

Change the water every 2 days and keep in a cool spot.  
Matthiola can benefit from regular misting to keep them hydrated.




# Tanacetum

**CUT**

**45°**

**SEASON**




TYPICALLY MAY TO JULY.

**DELICATE**



SMALL BLOOMS CAN WILT IF NOT  
CONDITIONED PROPERLY


**WATER**



CHECK WATER DAILY

**PRO TIP**

Tanacetum drinks a lot — check water levels daily, especially in warm weather. For a wild-garden feel in bouquets, mix it with contrasting textures, but avoid pairing it with heavy water drinkers like hydrangeas unless you're refreshing water often.






# Alstromeria

**CUT**

**45°**

**SEASON**




ALL YEAR

**DELICATE**



RELATIVELY HARDY BUT  
REQUIRES PROPER CARE

**WATER**



COVER 10-15 CM  
OF STEMS

**PRO TIP**

Don't force open closed blooms - Alstroemeria opens gradually. Buy them when most buds are still closed for longer vase life. Keep water clean and deep, and you'll enjoy a beautiful, slow-blooming show for days!






# Viburnum

**CUT**

**45°**

**SEASON**




TYPICALLY APRIL TO EARLY JUNE

**DELICATE**



CAN HOLD UP FOR 5-7 DAYS

**WATER**



COVER 10-15 CM OF STEMS

**PRO TIP**

Viburnum has woody stems, which means crushing or splitting the base of the stem can help it absorb water more effectively. You can also dip the freshly cut end in boiling water for 10 seconds to prevent early wilting — this seals the stem and boosts water intake.






# Greenery

E.G., EUCALYPTUS

**CUT**

**45°**

**SEASON**




ALL YEAR

**DELICATE**



**WATER**



COVER 10-15 CM  
OF STEMS

**PRO TIP**

Change water regularly and recut stems. Greenery can last longer than flowers, and many varieties, like eucalyptus, can be dried and reused.



2025

# and more soon

This document is live and continuously being updated ❁



# Contact

[instagram.com/flowerlover.club](https://www.instagram.com/flowerlover.club)  
[info.flowerloverclub@gmail.com](mailto:info.flowerloverclub@gmail.com)  
Warsaw

# Order flowers

[flowerloverclub.com](https://flowerloverclub.com)